

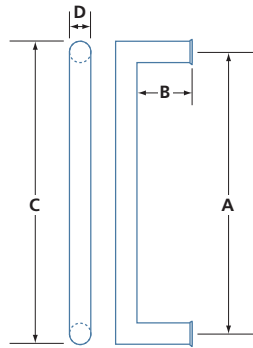
DOOR PULLS

GENERAL HARDWARE

DOREX MITERED ARCHITECTURAL PULLS



18R24E-630



18R-E

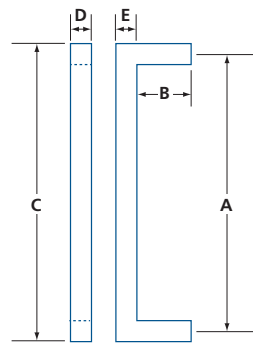
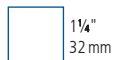
- For wood or metal doors $1\frac{3}{8}$ – $2\frac{1}{4}$ " (35–57 mm) thick
- For glass doors $\frac{5}{16}$ – $\frac{1}{2}$ " (8–13 mm) thick
- 304 Stainless steel
- Available in paired or single pulls
- Single pulls are thru-bolt mounted with round end-caps
- All necessary mounting hardware included
- Packaged in an eco-friendly, fully recyclable, box

MODEL	TYPE ¹	FINISH	A	B	C	ø D	/BOX
18R24E	B, S	-630, -19*	24 (610)	$2\frac{7}{16}$ (62)	$25\frac{1}{4}$ (641)	$1\frac{1}{4}$ (32)	(B) 1 pair (S) 1 single
18R36E	B, S	-630, -19*	36 (915)	$2\frac{7}{16}$ (62)	$37\frac{1}{4}$ (946)	$1\frac{1}{4}$ (32)	(B) 1 pair (S) 1 single
18R48E	B, S	-630, -19*	48 (1220)	$2\frac{7}{16}$ (62)	$49\frac{1}{4}$ (1251)	$1\frac{1}{4}$ (32)	(B) 1 pair (S) 1 single
18R60E*	B, S	-630, -19	60 (1524)	$2\frac{7}{16}$ (62)	$61\frac{1}{4}$ (1556)	$1\frac{1}{4}$ (32)	(B) 1 pair (S) 1 single
18R72E*	B, S	-630, -19	72 (1829)	$2\frac{7}{16}$ (62)	$73\frac{1}{4}$ (1861)	$1\frac{1}{4}$ (32)	(B) 1 pair (S) 1 single

IN (MM) (1) B–PAIRED PULLS S–SINGLE PULL (*) SPECIAL ORDER



18Q24E-630



18Q-E

- For wood or metal doors $1\frac{3}{8}$ – $2\frac{1}{4}$ " (35–57 mm) thick
- For glass doors $\frac{5}{16}$ – $\frac{1}{2}$ " (8–13 mm) thick
- 304 Stainless steel
- Available in paired or single pulls
- Single pulls are thru-bolt mounted with round end-caps
- All necessary mounting hardware included
- Packaged in an eco-friendly, fully recyclable, box

MODEL	TYPE ¹	FINISH	A	B	C	D	E	/BOX
18Q24E	B, S	-630, -19*	24 (610)	$2\frac{7}{16}$ (62)	$25\frac{1}{4}$ (641)	$1\frac{1}{4}$ (32)	$1\frac{1}{4}$ (32)	(B) 1 pair (S) 1 single
18Q36E	B, S	-630, -19*	36 (915)	$2\frac{7}{16}$ (62)	$37\frac{1}{4}$ (946)	$1\frac{1}{4}$ (32)	$1\frac{1}{4}$ (32)	(B) 1 pair (S) 1 single
18Q48E	B, S	-630, -19*	48 (1220)	$2\frac{7}{16}$ (62)	$49\frac{1}{4}$ (1251)	$1\frac{1}{4}$ (32)	$1\frac{1}{4}$ (32)	(B) 1 pair (S) 1 single
18Q60E	B, S	-630, -19*	60 (1524)	$2\frac{7}{16}$ (62)	$61\frac{1}{4}$ (1556)	$1\frac{1}{4}$ (32)	$1\frac{1}{4}$ (32)	(B) 1 pair (S) 1 single
18Q72E*	B, S	-630, -19	72 (1829)	$2\frac{7}{16}$ (62)	$73\frac{1}{4}$ (1861)	$1\frac{1}{4}$ (32)	$1\frac{1}{4}$ (32)	(B) 1 pair (S) 1 single

IN (MM) (1) B–PAIRED PULLS S–SINGLE PULL (*) SPECIAL ORDER

